

We notify your emergency contacts via SMS in case you suffer an accident.

## How does it work?



**Instant detection:** If we detect a potential accident, you'll receive a notification on your mobile.



**Response time:** You have 60 seconds to cancel the alert to your emergency contacts.





**Notification to your contacts:** If you don't cancel, we'll send an SMS with your location to your emergency contacts.

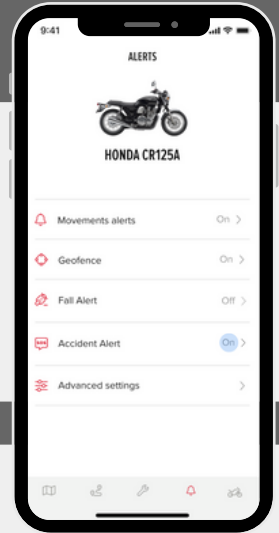


**Safety confirmation:** If everything is fine, you can reverse the notification, and we'll send another SMS informing them that you are safe.



## 1. Activate the feature.

1. Tap the icon  on the bottom menu.
2. Then, tap "Accident Alert".
3. And once inside, activate it. 

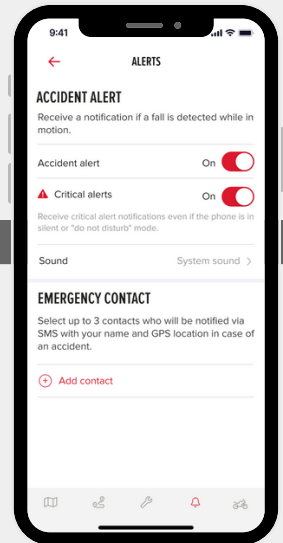


## 2. Activate critical alerts.

By activating "critical alerts", your iPhone will notify you even if it's in silent or "do not disturb" mode. So you can cancel the alert to your emergency contacts if you don't need them to be notified.


 Critical alerts

*"We recommend activating "Critical Alerts" for the proper functioning of this feature."*



## 3. Add emergency contacts.

Select up to 3 contacts who will be notified via SMS with your name and GPS location in case of an accident.

Tap on  and allow the app to access your iPhone contacts to directly add contacts from your address book that you choose.