


Receive movement alerts, fall alerts, ignition-on alerts, or even alerts if your motorbike enters or leaves any of your zones.

**Movement Alert:**


If we detect any movement on your motorcycle, you'll receive a notification on your mobile device.

**Fall Alert:**

Receive a notification if your motorbike experiences a fall while parked.

**Ignition-on Alert:**



Receive a notification if your bike's ignition remains on with the engine off.

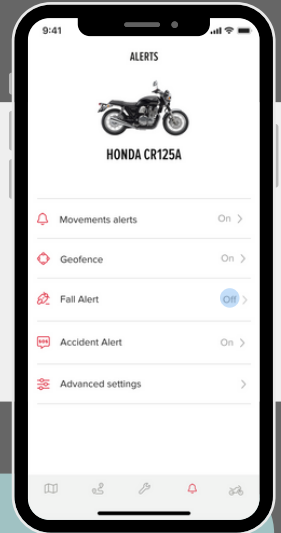
**Geofence:**

Receive a notification when your motorcycle enters or exits any of your zones.



1. Activate the alert.

1. Tap the icon  on the bottom menu.
2. Then, tap on the alert you want to configure.
3. And once inside, activate it. 



Checks.

Make sure you receive notifications on your mobile, even if it's in silent or "do not disturb" mode. You need to adjust the settings on your phone. Here's a general guide:

Allow interruptions

Receive notifications from this app even when "Do Not Disturb" is enabled.



How?

1. Go to the settings menu on your mobile device.
2. Look for the notifications or sounds section within the settings.
3. Find the settings for the specific app from which you want to receive notifications.
4. Enable an option that allows notifications to override silent mode or "do not disturb" mode.

 Settings may vary depending on your phone. If you can't find these options, contact your phone manufacturer or your carrier.