


Receive movement alerts, fall alerts, ignition-on alerts, or even alerts if your motorbike enters or leaves any of your zones.

**Movement Alert:**

If we detect any movement on your motorcycle, you'll receive a notification on your mobile device.

**Fall Alert:**


Receive a notification if your motorbike experiences a fall while parked.

**Ignition-on Alert:**

Receive a notification if your bike's ignition remains on with the engine off.

**Geofence:**

Receive a notification when your motorcycle enters or exits any of your zones.





Geofence

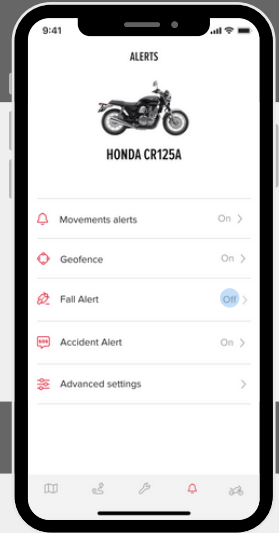
Exit from "casa" detected for Honda P

Alert

Movement detected on your Honda
R125A.

1. Activate the alert.

1. Tap the icon  on the bottom menu.
2. Then, tap on the alert you want to configure.
3. And once inside, activate it. 

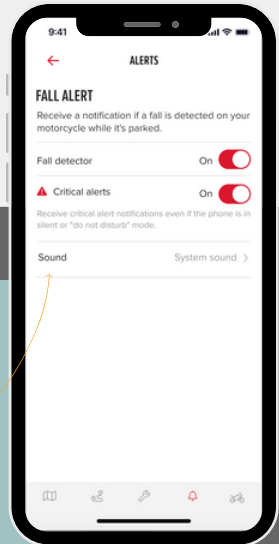


2. Activate critical alerts.

By activating "critical alerts," your iPhone will notify you even if it's in silent mode or "do not disturb."



**You have more customization options for critical alerts in the next section.*



Customize them!

1. You can **customize the sound** of your alerts so that, depending on the type of alert, the notification emits a specific sound.

2. You can **choose which days and hours** you want the alerts to be critical and override silent or "do not disturb" mode.

