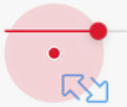


HOW IT WORKS

GEOFENCE

Receive a notification when your motorbike enters or exits any of your safety zones.




## **Add an additional layer of security and control over your motorbike!**

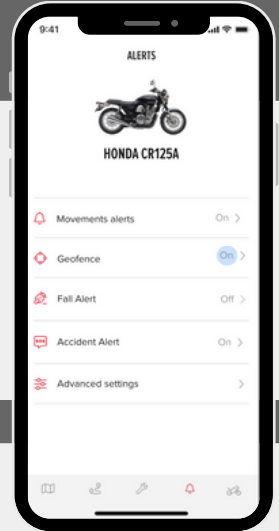
While motion alerts notify you when your motorcycle experiences any impact or movement, safety zone notifications specifically alert you when your motorcycle leaves or enters predefined areas marked as safe.



M

## 1. Activate the feature.

1. Tap the icon  on the bottom menu.
2. Then, tap on “geofence”.
3. And once inside, activate up to 3.



## 2. Set up each zone.

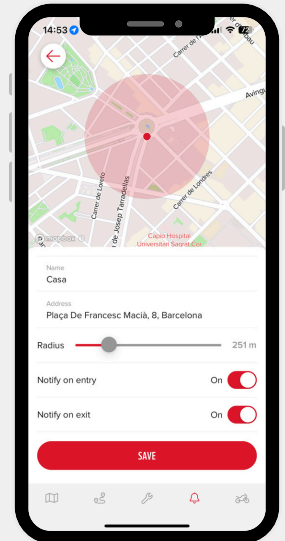
1. Choose a zone and tap **Edit**.
2. Once inside, you can edit the **name** and **address** (either by typing it or by moving around the map).
3. Select the **Radius**: This is the perimeter that defines the zone and will trigger the alert when your motorcycle enters or exits this area.

Radius  251 m

4. Choose whether you want to be notified when your motorcycle enters this zone, exits it, or in both cases.

Notify on entry

Notify on exit



### Remember that...

You must ensure that you receive notifications on your mobile, even if it is in silent or "do not disturb" mode.

Choosing a different sound for each type of alert will allow you to distinguish between them.