

HOW IT WORKS

GEOFENCE

Receive a notification when your motorbike enters or exits any of your safety zones.




Add an additional layer of security and control over your motorbike!

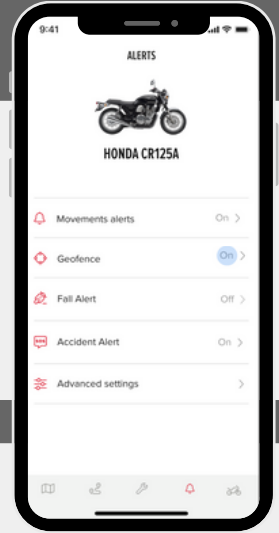
While motion alerts notify you when your motorcycle experiences any impact or movement, safety zone notifications specifically alert you when your motorcycle leaves or enters predefined areas marked as safe.



M

1. Activate the feature.

1. Tap the icon  on the bottom menu.
2. Then, tap on “geofence”.
3. And once inside, activate up to 3.



2. Set up each zone.

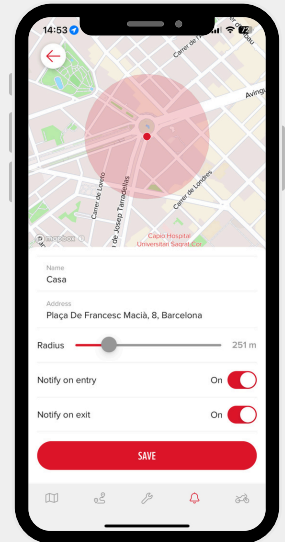
1. Choose a zone and tap **Edit**.
2. Once inside, you can edit the **name** and **address** (either by typing it or by moving around the map).
3. Select the **Radius**: This is the perimeter that defines the zone and will trigger the alert when your motorcycle enters or exits this area.

Radius  251 m

4. Choose whether you want to be notified when your motorcycle enters this zone, exits it, or in both cases.

Notify on entry

Notify on exit



Remember that...

By activating "critical alerts," your iPhone will notify you even if it is in silent or "do not disturb" mode when your motorcycle enters or exits your zones.

Choosing a different sound for each type of alert will allow you to distinguish between them.